

# DisPATCHER

Volume 38 #7

Next Meeting: **To Be Determined**

July 2020



**Since we can't meet right now, be sure to watch your email!** We have some fun and exciting news that will be in our email. Although we cannot meet right now, we can stay connected, busy and still keep our distance.

Another way to stay connected is on our Facebook Page.

<https://www.facebook.com/groups/ogqgmembers/>

**As our guild weathers this storm, let's remember the ties that bind us.**

## A word from Our President

Hello my quilting friends

Oh my, it is July! I love the summer and wearing shorts and flip flops. This year it seems like summer started early, as the casual attire has been the only wardrobe around here. Barefoot and sewing is the new way of life. Thank goodness for my hobbies!

During this time of "Coping with Covid", I have been incredibly pleased with all the guild activity that we are able to keep in motion. As we try new approaches to communicate and keep you involved, we are watching what works for you, and what does not.

We found that Constant Contact is the easiest way for us to send the mass mailing that we need to do for the newsletters and any other urgent messages. While it does work well for us, we found that sending out a message every week was not as well welcomed. We are adjusting.

Kathy Harvey will send out the newsletter the first of every month. Any other messages from her will be of some importance, usually a change or update of information. Please check your emails that you are receiving your emails from Kathy Harvey with Constant Contact. If not, get in touch with her to make sure all information is correct.

Our Webinars are having an incredibly good turnout. While we only get ½ of what we would normally have at a live lecture, we are pleased that so many are attending. We would, however, like to see more of you. It is so inspiring, and to watch from your own home is a lot of fun. No one can see or hear you so you can be sewing or lounging on the couch, petting your cat. These lectures are all paid for by the guild for you as a member. You do not need to register or pay. Just use the link sent the day before at the designated time.

Workshops are a new way of learning online. We are working with the teachers and we are all learning. This has been a giant shift for them to prepare. The possibility of having more students is extremely attractive for us. Online we are not limited by the numbers of seats or outlets in a room. The teachers are still available the entire time to ask questions. By having larger workshops, we can keep the price down per person.

Our website is better than ever, Bonnie has been working on every detail so that we are up to date and full of information. Be sure to check it out.

Lastly, some of you are asking when do I think we can meet again? As you can well understand I can not give you a firm date. What I can share is my criteria for preparing to meet publicly. The government has opened venues for up to 100 people with safe distancing, however we will not fit into the Elks Lodge, even if they are prepared for us. And I cannot have a meeting with only 100 available seats. How would I limit who comes? So, I must hear that 175 (our average) can meet without safe distancing. Having that criteria, I do not see a public meeting in the next several months.

This sure has been an interesting year for me. I am enjoying the challenge of being your President during this incredibly unique time in history. Thank you for all your kind words and support.

Christi Kolisnyk

## *Sunshine & Shadows*

### *Announcements:*

#### *No Reported Sunshine's*

#### *Shadows*

*Sharon Sutton fell and hit her head. Spent some time at Hoag hospital. At home recovering now.*

*Carolyn Rhodes health continues to test her. Spent a day in the hospital and is back at home now. She does get a nurse daily now.*

*Please continue to reach out to friends and members with the phone tree or by mail.*

*Aggie Venaas has had a hysterectomy 4 weeks ago and is now at home recovering.*

*Mona Seeley Briggs fell last week and broke a bone in her foot. Yikes!*

#### *Thank You from:*

*I received a beautiful Thank You note from Deb Geyer of The Quilters Hall of Fame for our generous donation in memory of Sherril Gerard.*



## **On the Web**

Have you found us on Facebook yet? Don't "do" Facebook . . . want to learn how? You can join Facebook and only go to the guild site.

You can control who sees what you post. There are lots of exciting things going on at the Orange Grove Quilters Guild Facebook page.

It's easy to make a Facebook page. You can set your privacy settings, and once you have made a Facebook page you don't have to "use" it. But with a Facebook page you can join our guild Facebook page which is private, for members only, and you have to be allowed in. What you post on our guild page cannot be seen by others on Facebook.

Many of my friends only have a Facebook page to see what their friends are posting and comment on their Facebook pages.

So, if you are interested in joining all the fun we are having, and don't know how to make a page, give me a call and I can help you!

Plus, don't forget to check into our website <http://orangegrovequiltersguild.com/> to see the newsletter and info about upcoming speakers and workshops.

Bonnie Lippincott

## WORKSHOPS

### So Many Opportunities Coming up

#### July 8 & 9 - Becky Goldsmith



Becky Goldsmith of Piece O' Cake Designs will be with us on July 8. Her Webinar will be A Practical Approach To Color. Members will receive an email Monday, July 6, with the Webinar link.

Becky will also be teaching us her wonderful Bullseye-Foundation Paper Piecing technique at a virtual workshop. It's going to be an amazing opportunity for us. You won't want to miss it.

**One last chance! Although Workshop enrollment officially ended on June 16, we ordered two extra kits. That means we have 2 extra spots in the class. The first two members who email me will be enrolled in the workshop. The fee is \$30 and a kit is needed for the class. The kit fee is \$5.**

To enroll, you should first email me, [pat.barton@verizon.net](mailto:pat.barton@verizon.net) then send me your check for \$35. Make your check out to OGQG. For your convenience, you may pay by credit card. You would need to call me with your credit card info and be instantly enrolled in the class. Note that there will be a \$2 convenience charge on each credit card transaction. Questions? Email me at [pat.barton@verizon.net](mailto:pat.barton@verizon.net).

## WORKSHOPS

### August 12 & 13 – Mel Beach



We've all been making a ton of quilt tops during our COVID "staycation". Now we need some ideas for how we can finish them up by quilting them ourselves. Mel Beach to the rescue!

Mel Beach is a San Jose, CA based quilt artist, teacher and lecturer, who breaks away from tradition by adding her own modern, beautifully textured and colorful twists. Mel will be with us, by free Webinar, on August 12. Her Webinar will be Free Motion Create-TV and Reality. OGQG members will receive an email Monday, August 10, with the Webinar link.

Mel will also be teaching us her Modern Free Motion Fillers & FUN! techniques at a virtual workshop. The workshop will be Thursday, August 13, from 9am to 4pm. There will be a one hour lunch break at noon.

Here's what Mel tells us about the class:

"Do you love the look of modern quilts but unsure how best to quilt all that negative space? In this workshop, I'll share my favorite mark-free, modern quilting motifs involving C-curves, loop de loops, zig zags, and door beads. We'll explore how simple changes to each of the designs will yield all new filler designs! This is a low-stress and super fun workshop that is perfect for quilters who are new to free motion quilting, as well as those looking to add new modern designs to their quilting repertoire. You'll leave with new design ideas, tips and tricks for free motion quilting success, and the confidence to add beautiful, modern quilted texture to your modern quilt tops!

It's another great opportunity. Please join us for a great day of learning and fun.

**This workshop will be limited to the first 20 members who email and send me their payment. In the event we fill up, there will be a waiting list.**

To enroll, you should first email me and then send me your check, made out to OGQG, for \$30. For your convenience, you may pay by credit card. You would need to call me with your credit card info and be instantly enrolled in the class. Note that there will be a \$2 convenience charge on each transaction.

## SCHOOL SUPPLIES NEEDED

It's hard to believe that the new school year is right around the corner!

While Covid-19 will change how children will be educated in the near future, the need for school supplies remains unchanged. The children of 700 enlisted marines still need paper, pencils and whatever other supplies we can provide. If you're able to help, you can porch drop off at my house, have online purchases sent to my home, or mail gift cards in amounts \$20 or less to my house. My address is in the guild roster.

If you have questions, feel free to call me, my number is also listed. I'm hoping for a late July/early August delivery.

Thanks so much for your support.



BRITTA Laski , 1st Vice President

## PHILANTHROPY REPORT

Well, philanthropy is still very active, thanks to the many members that participate. We have a supply of pillow cases and quilts that will be distributed as soon as the organizations start to accept them. That might take place sometime in June.



We have several quilt tops that need to be quilted. If anyone is interested in doing some quilting this would be a great way to practice and possibly try something new. It is not necessary to be a skilled quilter. The quilts are usually not any larger than a lap size and some are baby size. It could be your choice. Remember delivery is available.

We are also running short on backing material so if you have fabric that is at least 2 to 3 yards or more and you have no use for it, we would be more than happy to accept it. Again pick up is available.

I hope you have been checking out Facebook for the pictures of the quilts from the philanthropy challenge. The plan was to display them at the quilt show but that will be impossible now. Jane is taking pictures of them and posting a few daily so everyone can see how talented and generous our members are. Thanks for participating and they will all go to a good cause.

Britta Laski has generously volunteered to coordinate the school supplies we collect for the Marine families at Camp Pendleton. Look for her announcement in the newsletter and Facebook.

Don't forget to continue following Cecilia Hosford Philanthropy challenge of Scrappy Trip Around the World. If you haven't started yet it is not too late. She has everything posted on the Facebook page.

Thank you as usual for your support. Don't forget pick up and delivery is available. Just give us a call or text.

Sherry Lincoln and Jane Oglesby




## WELCOME TO THE ORANGE GROVE QUILTERS GUILD

### QUARANTINE PHILANTHROPY BLOCK QUILT-ALONG PROJECT

We are making these **Scrappy Trips** pattern blocks. Every other week we will announce a color and you can do it either in that color or scrappy. One of the strips must be a "black" fabric. Easy Peasy! Each block takes six (6) 2 ½ inch strips. For the entire month of July, the colors will be red, white and blue—with the 1 black strip as always.—You can make one of each, or mix them all together!


Turn these blocks into Philanthropy when we can meet again, or you can make a quilt top for Philanthropy. However you want to do it. Be sure to make blocks for yourself! Join in the fun!




**Step 1:** Take 5 strips in the color and one black strip. Sew together, any order, do not iron until done.



**Step 2:** Now iron towards every other row. Then fold right sides together and sew the final seam to make a tube.



**Step 3:** Square off one end of the tube and then cut into six (6) 2 ½ inch strips.



**Step 4:** Pick up the first loop of squares and unpick the seam above the black square. You want to continue opening the strips so the black runs diagonally across the block.



**Step 5:** sew rows together and you are done! Do not trim, we will do that.

There are several of us on Facebook so be sure to share ideas, comments, and pics there. Any questions email or contact Cecilia Hosford.

This pattern is being used with the permission of Bonnie Hunter.

To see the whole quilt finished, go to [Quiltville.com](http://Quiltville.com) and on her Free Pattern page you will find "Scrappy Trips."



**Please save your soda can pull tabs!** The Elks ladies, The Emblem Club, collect these tabs to benefit our local Ronald McDonald House. Bring your tabs each month to the OGQG general meeting. There will be a basket on the stage for this purpose. The collection will be donated to the Emblem club and will be taken to the Children's Hospital. This is an effortless way to support a local charity!



## Quilters' UFO Challenge 2020

How is everyone doing on finishing their UFOs?

I know a lot of us are now working on the mystery quilt from Lyn Mann. But don't neglect your UFOs!! Work on them in between clues. Remember UFOs do not have to be full sized quilts. Take whatever you have started and be creative in repurposing into something manageable. Challenge yourself to finish it even if you don't like it. You can always save it for a gift - as the saying goes, one's trash may be another's treasure. Or save it for our boutique. Or you donate it - for instance, Meals on Wheels always need placemats (and it doesn't have to be a set!) I hope I have given you more encouragement to tackle your UFOs.

This is open to every member of our guild and there will be a prize for the quilter who completes the most projects when we are able to meet again as a group. For those of you who signed up at the beginning of the year with your 5 projects, please keep working on those 5! As announced at the March meeting, #3 was due in May. Next one due is #5 in August and then #4 in October. Those who complete all 5 projects are eligible for the grand prize of \$150.00 gift certificate. Even if you don't complete all 5, you will be eligible for other prizes. Please keep me informed as you finish your UFOs so I can credit you.

Please continue to post photos of your completed UFO on Facebook. I do check Facebook every day or you can email or text me a photo. I am in the directory.

I am continuing to track how many UFOs are no longer UFOs.

Janet Haynes





## **SOMETHING SPECIAL FOR OUR GUILD MEMBERS**

**IT'S A MYSTERY!!!**

Will there be a new mystery quilt? Why yes, there will.

When will it start? Friday, July 17.

How can I participate? Each week, for 8 weeks, a new clue will be posted on our guild Facebook page, Orange Grove Quilters Guild. So, if you are not on Facebook now, please consider joining. Right now, Facebook is the best way to see what is happening in our guild. If this is an issue for you and you plan on doing the next mystery quilt, please contact me and we will work something out.

What about email using Constant Contact? We have found that some members are opting out of receiving emails from Constant Contact. Many other businesses and groups use Constant Contact to send their newsletters, etc. and people are not wanting so many emails. The newsletter will continue to be sent out using this method and it will be posted online. But, since the mystery quilt is strictly for our guild members, the decision was made to only post it on our Facebook page and not have it out for the general public.

If you have any questions, please feel free to get in touch with me.

Marie Blash

My contact information is in our yearbook

## July 2020 Birthdays

Leland Sisk	July 1
Lynne Crisafi	July 2
Anne Goldman	July 6
Phyllis Morrow	July 7
Anna Lee	July 8
Georgan Zieres	July 8
Darlene Heath	July 9
Mona Briggs	July 10
Doris Carmack	July 10
Rosalva Meneses	July 10
Cheryl Guacci	July 11
Sandra Wilcox	July 12
Judith Smith	July 13
Inette Vornholt	July 13
Nancy Harrison	July 14
Britta Laski	July 14
Lee Milligan	July 15
Deanna Paul	July 15
Patricia Adair	July 16
Mary Ann Stine	July 16
Carol Macey	July 17
Donna Ebnit	July 18
Kath Finch	July 18
Sue Lagerborg	July 18
Aileen Tsuruda	July 21
Marilyn Pond	July 22
Deborah Wilson	July 22
Nancy Kane	July 25
Barbara Loureiro	July 26
Janine D'Anna	July 27
Betty Ann Lawson	July 27
Jenny Cassell	July 28
Penny Soldin	July 28
Cecilia Hosford	July 29
Norma Millett	July 29
Nancy Henderson	July 31
Betsy White	July 31



*Our members who have birthdays during the months we are not meeting may pick up a fat quarter from Karen the next time we meet.*





None right now—let me know if you know of any. In the mean time...Stay in and quilt!



### Our Story

For over 68 years, the Moore family has provided the highest quality in sewing machines, vacuums and sewing furniture. At Moore's, we maintain the same small-town friendly atmosphere we established years ago - while offering the latest technology available in the industry.

### Services

Whether your sewing machine or vacuum needs a tune up or repair, our friendly and knowledgeable staff will be able to assist you.

### Classes

Moore's offers a variety of classes and events for sewers and crafters of all skill levels, as well as free get to know your machine classes.

### Community

Moore's has five retail stores conveniently located across Southern California.

## Moore's

A 4th Generation  
Family Run Business

**Moore's of Mission Viejo**  
25390 Marguerite Parkway  
Mission Viejo, CA 92692  
(949) 580-2520

**Moore's of Brea**  
2315 E. Imperial Highway, Suite B  
Brea, CA 92821  
(714) 279-6830

**Moore's of Huntington Beach**  
15041 Goldenwest Street  
Huntington Beach, CA 92647  
(714) 899-3222

**Moore's of Temecula**  
26490 Ynez Road Suites F & G  
Temecula, CA 92591  
(951) 297-3796

**Moore's of Corona**  
591 N McKinley Street, Suite 106  
Corona, CA 92879  
(915) 736-5457



[www.mooresew.com](http://www.mooresew.com)  
[www.sewmanyevents.com](http://www.sewmanyevents.com)

**Cecilia Quilts**  
714-401-3563



Longarm Quilting, Computerized & Freehand

To view my work, please visit...  
ceciliaquilts.com

Cecilia Hosford  
6101 Orlando Dr.  
Huntington Beach, Ca 92647



**Long Arm Quilting Service**

Madeline Serna Quilter  
m.serna67@hotmail.com

5418 Downey Ave  
Lakewood, Ca 90712  
562-824-0142

Pro Stitcher Computerized quilter

**PAL's**   
Vac&Sew Since 1967

- \* Lowest Price Guarantee
- \* Complimentary Service Plans
- \* In House Service of ALL brands
- \* Free Service Estimates
- \* Same Day Service Available

**www.PalsSewVac.com**

**(949)645-7257**  
2299 Harbor Blvd  
Costa Mesa, CA 92626

**JANOME**  
**NECCHI**  
**elna**  
**melco**

 **Handi Quilter**  
OFFICIAL RETAILER

**ASK ABOUT**  
**QUILT GUILD DISCOUNT**

Patterns, Workshops and Lectures

**714-530-2577**

**Cathy Van Bruggen**  
www.cathyvb.com

Email: patterns@cathyvb.com  
PO Box 37, Garden Grove, CA 92842



**BERNINA** made to create

**Mel's Sewing & Fabric Center**  **FOR THE LOVE OF SEWING**

**ANAHEIM**  
1189 N. Euclid St. 92801  
714.774.3460

**TUSTIN**  
600 E. First St. 92780  
714.669.0583

Family Owned & Operated Since 1956  
Sales & Repair  
Authorized BERNINA & Baby Lock Dealers

Quilting, Embroidery and Sergers Machines  
100% Cotton Fabric, Notions and Accessories  
We now offer Guild Members a 10% Discount.

Our classes and clubs can be found online at [www.melssewing.com](http://www.melssewing.com) or contact us at [info@melssewing.com](mailto:info@melssewing.com).

Did you know that Mel's gives a 10% discount to Orange Grove Quilters Guild members? They do!

 **the Sewing Escape**  
a wonderful place to unwind

- Longarm Quilting Services
- Sewing Studio
- Classes & Events
- Fabric & Supplies

714.622.4551 | [www.TheSewingEscape.com](http://www.TheSewingEscape.com)  
like & follow us [www.facebook.com/sewingescape](http://www.facebook.com/sewingescape)  
7713 Garden Grove Blvd. | Garden Grove, CA 92841





The **ORANGE GROVE QUILTERS GUILD** is a tax exempt group whose purpose is to educate, encourage and maintain high standards of design, technique, quilting and fiber arts and to inspire achievements in areas of creativity, quilting and fiber arts.

**MEMBERSHIP** is currently open. Annual Dues are \$25.00 per year beginning in January and ending in December. Guest donation is \$5.00 per meeting.

**MEETINGS:** The regular meeting is at 9:30am on the 2nd Wednesday of the month. (Doors open at 8:30a.m.) December's meeting is on the 1st Wednesday. No meeting is held in July. Meetings are held at Garden Grove Elks Lodge located at 11551 Trask Avenue, Garden Grove, California.

**Due to COVID-19 there are no planned in person meetings at this time.**

President	Christi Kolisnyk
1 <sup>st</sup> Vice President	Britta Laski
2 <sup>nd</sup> Vice President	Ann Leibovitz
Secretary	Marilyn Pond
Treasurer	Sandy Bloore
Standing Committees:	
Past President	Marie Blash
Parliamentarian	Carol Logue
Historian	Lynette Ashton
Membership	Pam Osorio/Jan Horton
Philanthropy	Jane Oglesby/Sherry Lincoln
SCCQG Rep	Debi Hanna
Ways & Means	Justine Gentile, Carole Logue
Workshops	Pat Barton
Webmaster	Bonnie Lippincott