

DisPATCHER

Volume 38 #8

Next Meeting: **To Be Determined**

August 2020



Since we can't meet right now, be sure to watch your email! We have some fun and exciting news that will be in our email. Although we cannot meet right now, we can stay connected, busy and still keep our distance.

Another way to stay connected is on our Facebook Page.

<https://www.facebook.com/groups/ogqgmembers/>

As our guild weathers this storm, let's remember the ties that bind us.

A word from Our President

Hello my quilting friends

Hooray, its Summer. We started with the loudest and longest Fourth of July that I can ever remember. In the house I did take the time to switch out some quilts to my red, white, and blues but it just was not the same without all the family and food all day. Our next holiday..... I am not even thinking about it yet.

As we get to the business of the guild, it is important for you all to know that the board is working hard to make sure we keep this guild going and active. This year will be a hit to our budget, since we are not meeting, we are not bringing money into the guild. We are not having raffles, baskets, an opportunity quilt, or a quilt show this year. We do however still have expenses that can not be avoided. We have saved for a rainy day, and now it is here. We are in good shape. In the following months you might notice some small changes to keep expenses to a minimum. For example, the yearbook will be a digital PDF sent to your email address.

We will continue with the Online speakers and workshops. Please continue to support the guild by attending the webinars and workshops. The webinars are for you to enjoy as part of being a member of this guild. The workshops are an opportunity to sew together, learn new skills, and if we have full classes, we can show a small profit. We need you now more than ever. We also need your help with philanthropy and sewing quilts and pillowcases. Our benefactors are still in need of our handmade goods. We also have a quick sew "Dad doll" that we will need your help with. See Brittias article for that information.

I hope everyone is being cautious and staying healthy.

Christi Kolisnyk

Sunshine & Shadows

ANNOUNCEMENTS:

Sunshine's Carol Logue is once again blessed with a new Great Granddaughter. This makes 8 for her. Congratulations Carol.

Please keep the phone tree going and reach out to members of the guild. I have heard so many nice stories of new friendships. Sometimes it is just nice to get a call.

If you know of any guild member with a Sunshine or Shadow, please let Christi Kolisnyk or Bea Viera know.



On the Web

Have you found us on Facebook yet? Don't "do" Facebook . . . want to learn how? You can join Facebook and only go to the guild site.

You can control who sees what you post. There are lots of exciting things going on at the Orange Grove Quilters Guild Facebook page.

It's easy to make a Facebook page. You can set your privacy settings, and once you have made a Facebook page you don't have to "use" it. But with a Facebook page you can join our guild Facebook page which is private, for members only, and you have to be allowed in. What you post on our guild page cannot be seen by others on Facebook.

Many of my friends only have a Facebook page to see what their friends are posting and comment on their Facebook pages.

So, if you are interested in joining all the fun we are having, and don't know how to make a page, give me a call and I can help you!

Plus, don't forget to check into our website <http://orangegrovequiltersguild.com/> to see the newsletter and info about upcoming speakers and workshops.

Bonnie Lippincott

Didn't Get Your Guild Yearbook? We Have a Remedy for That!

Unless you were at the February meeting, and picked up your 2020 Guild Yearbook in person, you didn't get one.

With this newsletter we are sending a PDF copy of the Membership List. This list includes all of the current members as of the January 2020 meeting. Anyone that joined after that is not in this PDF, but if you need to get ahold of them you can contact our Membership Chairman, Pam Osorio.

The PDF copy can be downloaded onto your computer, tablet, or phone, for quick reference. All computers and other devices can "read" a PDF file, so you will be able to find that person. It WILL NOT be published on our website or any social media, so save your copy to your devices.

Also, due to this continuing pandemic, the board has decided that the 2021 Guild Yearbook, in its entirety, will be sent to all 2021 members as a PDF. This is a one-time decision due to the cost of printing the yearbook, and mailing it out to every member. This will contain everything that would usually be included in the whole yearbook.

Bonnie Lippincott

Yearbook Chairman

WEBINARS & WORKSHOPS

August 12 & 13 – Mel Beach



We've all been making a ton of quilt tops during our COVID "staycation". Now we need some ideas for how we can finish them up by quilting them ourselves. Mel Beach to the rescue!

Mel Beach is a San Jose, CA based quilt artist, teacher and lecturer, who breaks away from tradition by adding her own modern, beautifully textured and colorful twists. Mel will be with us, by free Webinar, on August 12. Her Webinar will be Free Motion Create-TV and Reality. OGQG members will receive an email Monday, August 10, with the Webinar link.

Mel will also be teaching us her Modern Free Motion Fillers & FUN! techniques at a virtual workshop. The workshop will be Thursday, August 13, from 9am to 4pm. There will be a one hour lunch break at noon.

Here's what Mel tells us about the class:

"Do you love the look of modern quilts but unsure how best to quilt all that negative space? In this workshop, I'll share my favorite mark-free, modern quilting motifs involving C-curves, loop de loops, zig zags, and door beads. We'll explore how simple changes to each of the designs will yield all new filler designs! This is a low-stress and super fun workshop that is perfect for quilters who are new to free motion quilting, as well as those looking to add new modern designs to their quilting repertoire. You'll leave with new design ideas, tips and tricks for free motion quilting success, and the confidence to add beautiful, modern quilted texture to your modern quilt tops!

It's another great opportunity. Please join us for a great day of learning and fun.

This workshop will be limited to the first 20 members who email and send me their payment. In the event we fill up, there will be a waiting list.

To enroll, you should first email me and then send me your check, made out to OGQG, for \$30. For your convenience, you may pay by credit card. You would need to call me with your credit card info and be instantly enrolled in the class. Note that there will be a \$2 convenience charge on each transaction.

WEBINARS & WORKSHOPS

September 9 – Beth Helfter



Beth Helfter of EvaPaige Designs will be our featured artist for September. Beth is a scrappy quilter with an entirely new take on Half Square Triangles. She calls them Accordion Sewn HSTs. Here's what she says:

What happens when you have a designer who not only wants to be as scrappy as possible but also hates wasting fabric? I figured out a way to create HSTs that don't have a twin and waste no fabric, by sewing HSTs into accordions. Sew the blocks for an entire quilt in individual accordions and they come together like magic. You'll want to pick up your accordion and join the oompah sensation!

Beth has one rule about quilting - it's supposed to be fun. Please join us for this wonderful opportunity. Beth will share both her trunk show and her technique workshop with us on Wednesday, September 9.

The day will start at 10 am, with Beth's Webinar, "Trunk Show – Oompah! Accordion Sewn HSTs". Like our other Webinars, it will last about an hour and will be totally free to our members. There will be an email with the Webinar link on Monday, Sept 7.

Beth's workshop, "Intro To Accordion Sewn HSTs" is where we get the chance to try out Beth's technique. She'll be joining us for another Zoom workshop at 1pm. We'll learn how to put accordions together for quilts and borders. The workshop will last three hours and the fee has been reduced to \$20.

It's yet another great opportunity. Please join us for a great day of watching, listening, sewing and fun.

This workshop will be limited to the first 25 members who email and send me their payment. In the event we fill up, there will be a waiting list.

WORKSHOPS

Intro to Accordion Sewn HSTs™

Beth Helfter, EvaPaige Quilt Designs

Learn a new piecing skill from the comfort of your home during this time of oddness!

Class Description: In this three hour workshop, you will learn the basics of Accordion Sewn HSTs™, the innovative and incredibly fun method of making HSTs invented by Beth Helfter of EvaPaige Quilt Designs. We will practice with fabric scraps, then create a mini or quilt block.

SUPPLY LIST

Practice squares – 8 2 ½” squares of any fabrics. These are for practice only and can be hideous. It really doesn’t matter. This is about practice, not beauty.

Supplies for actual project

Fat quarter of background fabric

Eight scraps, all different (You might want these to be more attractive than your practice squares)

CUTTING HOMEWORK!

From background:

Cut 4 3 ½” squares

Cut 4 3” squares

Cut 4 2 1/2” x 8 1/2” rectangles

Cut 4 2 1/2” squares

From EACH scrap:

Cut 3 3 ½” squares

Other items to have ready:

Piecing thread

Full bobbins

If you own the Clearly Perfect Slotted Trimmers they are perfect for this project. If not, a small square ruler for trimming.

Cutting mat

Rotary cutter

Basic sewing supplies (snips, scissors, pins, extra machine needles,.... you know the drill) • Sewing machine with

instruction book

WEBINARS & WORKSHOPS

October 14, 15 & 21 – Tina Curran – Whimsical Garden



October you ask? How is this year passing so quickly? It will be here before we expect it and we are prepared!

Tina Curran will be with us in October. Tina is an art quilter and teacher, showing and selling her quilts worldwide. She has won numerous awards for her wonderful work. You may want to check out the galleries on her website, tinacurran.com.

Here's what Tina says:

My interest in making art quilts was jump-started by seeing my dear friend Sara take a variety of patterned fabrics, cut them into pieces and combine them in such an artistic way. One of the great thrills with this art form is that my options are as infinite as those of a painter working on canvas - landscapes, portraits, geometric patterns, abstract impressions, etc.

Tina will be joining us via Webinar on October 14 at 10 am. She'll be sharing "My Excellent Adventure as a Quilter Trunk Show". She'll share dozens of quilts with the goal of encouraging us all as we see how her skills evolved and realize she, too, was once a beginner.

Like our other Webinars, it will last about an hour and will be totally free to our members. An email with the Webinar link will be sent to our members Monday, October 12.

Tina's adorable "Whimsical Garden" will be our workshop project. We'll be learning techniques for creating the background and using fusible applique to create our gardens. Our finished wall hanging will measure 24"x24".

Thursday, October 15, Tina will bring us the first half of the virtual workshop via Zoom. We'll learn techniques for piecing our backgrounds before adding our flowers. Tina will be teaching us from 9 am-12 pm. Attendees will receive an email with a link to the workshop.

Thursday, October 21, one week later, we'll meet again to work on the flowers for our gardens. Again, we'll Zoom from 9 am-12 pm. Again, a link will be provided.

I'll email a supply list to all attendees.

The fee for this workshop is \$30, which includes both days. It will be limited to the first 30 members who email and send me their payment. In the event we fill up, there will be a waiting list.

Please join us for a great time of watching, listening, sewing and fun.

To enroll, you should first email me, pat.barton@verizon.net, then send me your check, made out to OGQG, for \$30. For your convenience, you may pay by credit card. You would need to call me with your credit card info to be instantly enrolled in the class. Note that there will be a \$2 convenience charge on each transaction.



SCHOOL SUPPLIES NEEDED

It's hard to believe that the new school year is right around the corner!

While Covid-19 will change how children will be educated in the near future, the need for school supplies remains unchanged. The children of 700 enlisted marines still need paper, pencils and whatever other supplies we can provide. If you're able to help, you can porch drop off at my house, have online purchases sent to my home, or mail gift cards in amounts \$20 or less to my house. My address is in the guild roster. If you have questions, feel free to call me, my number is also listed.

Deadline is August 15.

Thanks so much for your support.

BRITTA Laski , 1st Vice President



PHILANTHROPY REPORT

The Marine Beach Party has been a big success in the past and this year will be no exception. Things will be handled differently for the safety of all but it should still be fun. They are looking forward to the beautiful quilts our talented members have donated.

We reached out for donations of backing fabric of 2 yards or more and many of you stepped up and donated great fabrics. Thanks for your generosity. Also, thanks to those who have agreed to do some quilting it is greatly appreciated.

We have distributed 35 pillowcases to Foster Care Auxiliary of Orange County, 10 quilts to Precious Life's, 48 quilts to Orangewood Children's Center and will be distributing quilts to Thomas House and Colettes Children's Home. As you can see your generosity is going to very good causes. They are appreciated by all the organizations.

Sherrill Gerard's family donated many of her quilts and fabric to philanthropy in order to benefit our guild. We will be doing something special in the future with these donations.

Thanks again for your support and please stay healthy.


Sherry Lincoln and Jane Oglesby

WELCOME TO THE ORANGE GROVE QUILTERS GUILD

QUARANTINE PHILANTHROPY BLOCK QUILT-ALONG PROJECT

We are making these **Scrappy Trips** pattern blocks. Every other week we will announce a color and you can do it either in that color or scrappy. One of the strips must be a "black" fabric. Easy Peasy! Each block takes six (6) 2 ½ inch strips. For the entire month of July, the colors will be red, white and blue—with the 1 black strip as always.—You can make one of each, or mix them all together!


Turn these blocks into Philanthropy when we can meet again, or you can make a quilt top for Philanthropy. However you want to do it. Be sure to make blocks for yourself! Join in the fun!




Step 1: Take 5 strips in the color and one black strip. Sew together, any order, do not iron until done.



Step 2: Now iron towards every other row. Then fold right sides together and sew the final seam to make a tube.



Step 3: Square off one end of the tube and then cut into six (6) 2 ½ inch strips.



Step 4: Pick up the first loop of squares and unpick the seam above the black square. You want to continue opening the strips so the black runs diagonally across the block.



Step 5: sew rows together and you are done! Do not trim, we will do that.

There are several of us on Facebook so be sure to share ideas, comments, and pics there.

Any questions email or contact Cecilia Hosford.

This pattern is being used with the permission of Bonnie Hunter.

To see the whole quilt finished, go to Quiltville.com and on her Free Pattern page you will find "Scrappy Trips."

Please save your soda can pull tabs! The Elks ladies, The Emblem Club, collect these tabs to benefit our local Ronald McDonald House. Please save your tabs and bring them to our next meeting. There will be a basket on the stage for this purpose. The collection will be donated to the Emblem club and will be taken to the Children's Hospital. This is an effortless way to support a local charity!



Quilters' UFO Challenge 2020

Still working on your UFOs? Not so much? Yeah me neither. I'm so easily distracted into wanting to start a new project - an unopened kit I found in my stash, mystery quilts, embroidery and so on. What I found works for me is to work on a UFO for 30 to 60 minutes before moving on to another project. It may take me longer to finish but little by little I am getting my UFOs done. And it keeps me from getting bored especially when making a lot of repetitive blocks.

For those of you enrolled in the 2020 UFO Parade Challenge, we are more than halfway through. Your #5 quilt on your list is due this month and #4 in October. If you can, please post on our guild Facebook your completed UFOs. The 2020 challenge ends in October and in November we will be distributing the prizes. If you finish all 5 quilts on your list, you are eligible for the grand prize. You will have one chance for each quilt you complete for the remaining prizes.

Our UFO Facebook challenge has slowed in the past month. But we are up to 20 quilters participating and finishing 78 projects. Good job all! Remember the Facebook challenge is open to everyone, not just those who signed up in January and February. A \$20.00 gift certificate will be awarded to the quilter finishing the most quilts.

Sew on!

Janet Haynes



SOMETHING SPECIAL FOR OUR GUILD MEMBERS

IT'S A MYSTERY!!!

Will there be a new mystery quilt? Why yes, there will.

When will it start? Friday, July 17.

How can I participate? Each week, for 8 weeks, a new clue will be posted on our guild Facebook page, Orange Grove Quilters Guild. So, if you are not on Facebook now, please consider joining. Right now, Facebook is the best way to see what is happening in our guild. If this is an issue for you and you plan on doing the next mystery quilt, please contact me and we will work something out.

What about email using Constant Contact? We have found that some members are opting out of receiving emails from Constant Contact. Many other businesses and groups use Constant Contact to send their newsletters, etc. and people are not wanting so many emails. The newsletter will continue to be sent out using this method and it will be posted online. But, since the mystery quilt is strictly for our guild members, the decision was made to only post it on our Facebook page and not have it out for the general public.

If you have any questions, please feel free to get in touch with me.

Marie Blash

My contact information is in our yearbook

August 2020 Birthdays



Anna Carlson	Aug 1
Kathleen Jack	Aug 2
Sharon Pushea	Aug 2
Kathy Stolzenburg	Aug 2
Sandy Carreon	Aug 4
Mary Jo Freeman	Aug 6
Shawn McDill	Aug 6
Susan Contreras	Aug 8
Lynette Ashton	Aug 8
Ann Leibovitz	Aug 8
Judy Mattson	Aug 10
Camille Lang	Aug 12
Brenda Howard	Aug 13
Sharon Raustadt	Aug 13
Lois B Gallagher	Aug 15
Nancy Fujioka	Aug 16
Suzy Hickey	Aug 16
Carol Logue	Aug 18
Susan MacVicar	Aug 20
Sara Powers	Aug 20
Julia Ogawa	Aug 21
Joann Schaum	Aug 21
Deborah Bartlett	Aug 22
Christi Kolisnyk	Aug 23
Bonnie Lippincott	Aug 23
Kathy Muckenthaler	Aug 25
Judi Smith	Aug 26
Gloria Titterington	Aug 31

Our members who have birthdays during the months we are not meeting may pick up a fat quarter from Karen the next time we meet.





None right now—let me know if you know of any. In the mean time...Stay in and quilt!



Our Story

For over 68 years, the Moore family has provided the highest quality in sewing machines, vacuums and sewing furniture. At Moore's, we maintain the same small-town friendly atmosphere we established years ago - while offering the latest technology available in the industry.

Services

Whether your sewing machine or vacuum needs a tune up or repair, our friendly and knowledgeable staff will be able to assist you.

Classes

Moore's offers a variety of classes and events for sewers and crafters of all skill levels, as well as free get to know your machine classes.

Community

Moore's has five retail stores conveniently located across Southern California.

Moore's

A 4th Generation
Family Run Business

Moore's of Mission Viejo
25390 Marguerite Parkway
Mission Viejo, CA 92692
(949) 580-2520

Moore's of Brea
2315 E. Imperial Highway, Suite B
Brea, CA 92821
(714) 279-6830

Moore's of Huntington Beach
15041 Goldenwest Street
Huntington Beach, CA 92647
(714) 899-3222

Moore's of Temecula
26490 Ynez Road Suites F & G
Temecula, CA 92591
(951) 297-3796

Moore's of Corona
591 N McKinley Street, Suite 106
Corona, CA 92879
(915) 736-5457



www.mooresew.com
www.sewmanyevents.com

Cecilia Quilts
714-401-3563



Longarm Quilting, Computerized & Freehand

To view my work, please visit...
ceciliaquilts.com

Cecilia Hosford
6101 Orlando Dr.
Huntington Beach, Ca 92647



Long Arm Quilting Service

Madeline Serna Quilter
m.serna67@hotmail.com

5418 Downey Ave
Lakewood, Ca 90712
562-824-0142

Pro Stitcher Computerized quilter

PAL's 
Vac&Sew Since 1967

- * Lowest Price Guarantee
- * Complimentary Service Plans
- * In House Service of **ALL** brands
- * Free Service Estimates
- * Same Day Service Available

www.PalsSewVac.com

(949)645-7257
2299 Harbor Blvd
Costa Mesa, CA 92626

JANOME
NECCHI
elna
melco

 **Handi Quilter**
OFFICIAL RETAILER

ASK ABOUT
QUILT GUILD DISCOUNT

Patterns, Workshops and Lectures

714-530-2577

Cathy Van Bruggen
www.cathyvb.com

Email: patterns@cathyvb.com
PO Box 37, Garden Grove, CA 92842



BERNINA made to create

Mel's Sewing & Fabric Center  **FOR THE LOVE OF SEWING**

ANAHEIM
1189 N. Euclid St. 92801
714.774.3460

TUSTIN
600 E. First St. 92780
714.669.0583

Family Owned & Operated Since 1956
Sales & Repair
Authorized BERNINA & Baby Lock Dealers

Quilting, Embroidery and Sergers Machines
100% Cotton Fabric, Notions and Accessories
We now offer Guild Members a 10% Discount.

Our classes and clubs can be found online at www.melssewing.com or contact us at info@melssewing.com.

Did you know that Mel's gives a 10% discount to Orange Grove Quilters Guild members? They do!

 **the Sewing Escape**
a wonderful place to unwind

- Longarm Quilting Services
- Sewing Studio
- Classes & Events
- Fabric & Supplies

714.622.4551 | www.TheSewingEscape.com
like & follow us www.facebook.com/sewingescape
7713 Garden Grove Blvd. | Garden Grove, CA 92841



The **ORANGE GROVE QUILTERS GUILD** is a tax exempt group whose purpose is to educate, encourage and maintain high standards of design, technique, quilting and fiber arts and to inspire achievements in areas of creativity, quilting and fiber arts.

MEMBERSHIP is currently open. Annual Dues are \$25.00 per year beginning in January and ending in December. Guest donation is \$5.00 per meeting.

MEETINGS: The regular meeting is at 9:30am on the 2nd Wednesday of the month. (Doors open at 8:30a.m.) December's meeting is on the 1st Wednesday. No meeting is held in July. Meetings are held at Garden Grove Elks Lodge located at 11551 Trask Avenue, Garden Grove, California.

Due to COVID-19 there are no planned in person meetings at this time.

President	Christi Kolisnyk
1 st Vice President	Britta Laski
2 nd Vice President	Ann Leibovitz
Secretary	Marilyn Pond
Treasurer	Sandy Bloore
Standing Committees:	
Past President	Marie Blash
Parliamentarian	Carol Logue
Historian	Lynette Ashton
Membership	Pam Osorio/Jan Horton
Philanthropy	Jane Oglesby/Sherry Lincoln
SCCQG Rep	Debi Hanna
Ways & Means	Justine Gentile, Carole Logue
Workshops	Pat Barton
Webmaster	Bonnie Lippincott