

DisPATCHER

Volume 39 #2 **Next Meeting:**

February 2021

Lecture– Zoom Webinar –February 10, 10am

Zoom Workshops: Feb.5, 9am for 1/2 hour

Feb 11, 9-11am and Feb 18, 9-11am



Since we can't meet right now, be sure to watch your email! We have some fun and exciting news that will be in our email. Although we cannot meet right now, we can stay connected, busy and still keep our distance.

Another way to stay connected is on our Facebook Page.

<https://www.facebook.com/groups/ogqgmembers/>

A word from Our President

Happy New Year My Quilting Friends

I hope you were able to get through the holidays and some how make them a little fun for you. I know many of us stayed at home and used Zoom or Facetime to share the holidays. It was a low-key year for me and decorating.



I am still in recovery from getting the Covid Virus the first week in December. It is slow but steady progress. I have been able to do some sewing, so for me that is a good sign. Amazing how many great ideas I get while laying in bed!

We do have a wonderful year planned for us with Speakers, Workshops, Mystery Quilts, our Philanthropy work, Free Sew Days on Zoom, and our online resources. We do have a lot of conversations and sharing on Facebook, and we are now on Instagram. Be sure to check below with Martha Sterben's article on Sew and Share.

I want to Thank you for my beautiful Presidents Quilt that I have on my bed right now. I take extra time in the morning making the bed and looking at all the different birds. Many thanks to Marie Blash, Sewing Escape/ Sandy Carreon, Carol Louge and all my peeps!

Let us sew more this year than last year!

Christi Kolisnyk

Sunshine & Shadows

ANNOUNCEMENTS:

Sunshine

Vaccinations are available. Check your local area and register for an appointment.

Shadows

Carolyn Rhodes passed away due to heart failure.

Jan Hortons husband passed away after a long battle with corticobulbar degeneration.

If you know of any guild member with a Sunshine or Shadow, please let Christi Kolisnyk or Bea Viera know.



& SEW and SHARE

OGQG Members as we move into 2021 we are learning to “Socialize” in different ways. As your new Social Media Board Member I have introduced another avenue for you to view, discuss and keep in touch via the Instagram application for your smart phone or tablet.

Instagram is a social media application that allows members to share photos and videos from their lives, add captions, edit filters, tweak settings, engage with others, explore and so, so much more — so hop on over and take a look at our Guild account [Orange_Grove_Quilters_Guild](#) to see what other members are designing, working on and completing. Additionally members can use a hashtag ([#OGQGShare](#)) to create great visibility for the guild, and help you reach other members or potential future members with your wonderful quilt creations. Use the hashtag to connect with other members and other members can connect with each other.

Lastly, starting in March 2021, the last 15 minutes of the Webinar will be dedicated to a Show and Tell segment. At the February meeting examples will be presented with instructions on how your Show and Tell can be highlighted at the March 2021 meeting - so stay on the Webinar until the end to see this exciting new format of Show and Tell.


Martha Sterbens

Social Media

Our Guild Facebook Page



Find us on:
facebook®



Welcome to 2021! It has to be better than 2020.

Our Facebook page continues to garner lots of pictures of quilts! Just what we want!

If you have been following along and participating in the mystery quilts, isn't that a lot of fun? I know Marie Blash has a few more tricks up her sleeve for 2021, so stay tuned.

If you have quilts or other "crafty" things you are doing, we'd love to see them. If you are unsure if it's something we would want to see, message me through Facebook Messenger, email, or even call me. Just be sure to say your name when my phone asks you . . . if I'm home, (HA HA, isn't everyone home now!) and I hear your name, I will pick up. If I don't, then leave a message.

Just a reminder, you (or anyone you recommend our site to) **MUST** be a member of the Orange Grove Quilters Guild. If you send someone to our site and they ask to get access to our site, and they are not a member, I will send them a short message through Messenger, that explains the rules for our site, and include a membership form they can download. If they don't respond within a week, I will delete their request.

With our meetings and workshops on Zoom, anyone, from anywhere can become a member! It's a great bargain at \$25 for a YEAR to see everything we are doing, and the speakers and workshops!

Happy New Year!

Bonnie Lippincott



THERE ARE MORE MYSTERIES ON THE HORIZON!!

The holidays are over and, hopefully, we have all settled back into our routines. And we are all still wearing masks, social distancing, washing our hands aka quarantining!

But the good news is we have some new mystery/sew alongs coming. These projects will be available only on our guild Facebook page. If you haven't joined yet, please sign up now. It is safe, secure, and private. Only members of our guild are allowed to join. Since these projects are solely for the use of our members, we will not be putting them in the newsletter or on the web page.

At the end of January we will kick things off with a quick project from Robin Gallagher. This is a fun and easy project that will take more time to select your fabric than to sew.

After that, there will be two more mystery/sew alongs to look forward. One designed by me and the other by Robin Gallagher. By the time these are finished, I hope and pray that we are out of quarantine and able to meet again even if we still need to wear our masks.

If you have any questions, please feel free to contact me: marieblush@att.net

Marie Blush

WEBINARS & WORKSHOPS 2021



From Pat Barton, Workshop Chairman

Red, White And Bloom – Pam Hadfield February 10, 11 & 18, 2021 mamapquilts.com

On Feb 10 at 10am, Pam will give us a virtual Trunk Show of her work. The link for the Webinar will be posted on our Facebook page, as well as an email to all Guild members.



Pam will give us a head start for our summer decorating with this beautiful wall quilt. With her raw edge applique technique, we'll surely enjoy the process to complete this project. We'll also learn to use a facing instead of a binding on our quilt. If you haven't joined in on our virtual workshops, this is the time, give it a try!

There will be a pre-workshop Zoom meeting on Fri, Feb 5 at 9am, for about a half-hour.

Pam will teach the Red, White And Bloom workshop in two sessions. The first half will be on Thursday, Feb 11. We'll meet for two hours, from 9am-11am.

For the second half of the workshop, we'll meet one week later, Thursday, Feb 18. That will also be from 9am-11am. With that week in between, we should all be able to finish our quilt tops. Yay!

There is a \$10 required pattern for the workshop. You'll include that in your payment for the workshop and I'll deliver your pattern to you. Attendees will receive an email from me with the workshop link.

To sign up for the workshop, first email me, pat.barton@verizon.net. Then you can mail me a check made out to OGQG for \$50 or give me a call with your credit card information. There will be a \$2 convenience fee added to credit card transactions.

WEBINARS & WORKSHOPS 2021



From Pat Barton, Workshop Chairman

Susan K Cleveland – Disappearing Dresdens

March 10 & 11, 2021

PiecesBeWithYou.com

Join in on our March 10 Webinar to meet one of the world's most enthusiastic personalities for ooo's, aaaah's, and laughter to learn a plethora of tips to increase accuracy and add fresh, interesting details with piping, prairie points, heavy threads, and embellishments, and add charming surprises to simple pieces. Susan will share real live quilts with close ups through the projector so you'll see oodles of detail.

March 10 at 10am. The link for the Webinar will be posted on our Facebook page, as well as an email to all Guild members. Don't miss out on this good time!



Double points put a contemporary spin on this long-time favorite and they eliminate the need for the traditional appliqued circle in the center of each circle! Using quarter-circle, half-circle, and three-quartercircle units adds another interesting bit. Learn Susan's tips for speedily turning the wedge points with the Prairie Pointer Tool and use tricky piecing to assemble the arcs, circle and background. Points are three-dimensional and design possibilities are endless. Finished quilt is 27"x 24".

This is a workshop I'm really looking forward to. Hope to see you there!

There is a \$9 pattern required for the workshop. **The pattern, and any other optional items for the class, must be purchased online at www.PiecesBeWithYou.com by Feb 20. There will be a special code for our workshop members to avoid a delivery fee.**

I will receive your items and deliver them to you.

To sign up for the workshop, first email me, pat.barton@verizon.net. Then you can mail me a check made out to OGQG for \$40 or give me a call with your credit card information. There will be a \$2 convenience fee added to credit card transactions.

WEBINARS & WORKSHOPS 2021



From Pat Barton, Workshop Chairman

Jean Impey – Pineapple Express

April 14, 15 & 22, 2021

Sewjean.com

"Cre-a-tiv-i-ty", which builds on her previous visit with us, will be Jean's topic.

The Webinar will be Apr 14 at 10am and the link will be posted on our Facebook page, as well as an email to all Guild members.



"Pineapples have always been a symbol of Hospitality. Create a warm and inviting welcome to your home with a Pineapple Quilt by using my easy and fast organized techniques. There is no messy paper to tear-away! By using a pineapple ruler, or even a square Omni Grid ruler you will be successful in making this quilt.

This quilt can be made as large or small as you like, complicated or simple, anyway you like. Similar to a log cabin block, it starts with a central square and then grows larger by sewing strips of fabric out from the middle.

Don't want to make a whole quilt? Why not make a 20" square pillow?"

Jean will teach the Pineapple Express workshop in two sessions. The first half will be on Thursday, Apr 15. We'll meet for three hours, from 9am-12pm. For the second half of the workshop, we'll meet one week later, Thursday, Apr 22. That will also be from 9am-12pm. With a week between classes, we should make good headway on our quilt tops.

To sign up for the workshop, first email me, pat.barton@verizon.net. Then you can mail me a check made out to OGQG for \$40 or give me a call with your credit card information. There will be a \$2 convenience fee added to credit card transactions.

ORANGE GROVE QUILTERS GUILD**Member Workshop Sign-Up Sheet for 2021****Member Name and Phone Number** _____**E-Mail address** _____**You are only enrolled in a workshop once you have paid. *Workshop fees will not be refunded.***

_____	Feb 11 & 18	Pam Hadfield + \$10 pattern required Red, White and Bloom Wall Quilt - pattern required <i>Mamapquilts.com</i>	\$50	_____
_____	March 11	Susan Cleveland (pattern purchased separately) Disappearing Dresdens <i>Pieces Be With You</i>	\$40	_____
_____	April 15 & 22	Jean Impey Pineapple Express <i>Sewjean.com</i>	\$40	_____
_____	May 13	Elizabeth Eastmond Merrion Square <i>Opquilt.com</i>	\$40	_____
_____	June 10	Michele Crawford Calypso Flower-boxquilts.com	\$40	_____
_____	August 12	Susan Wade Fin, Fabric Collage <i>Facebook.com/Susan Wade Fabric Collage</i>	\$40	_____
_____	September 9	Colleen Granger Fantabulous Sewlittletimequilting.com	\$40	_____
_____	October 14	Sandy Carreon Free Motion Quilting <i>Sandycarreonquilting.com</i>	\$40	_____
TOTAL	\$ _____			

If one of your chosen workshops is full you may be put on the waiting list. If you are on the waiting list, you will be notified if a space becomes available to you. You will then refund the person whose space you're filling.

Questions? Contact Pat Barton: pat.barton@verizon.net.

PHILANTHROPY

Even though 2020 was a difficult year, with your help Philanthropy was able to continue distributing quilts and pillowcases. We were able to donate 334 quilts and 300 pillowcases. Hopefully, we are able to even do better in 2021.



We will start the Drive through again starting Wednesday, February 3, and every 1st Wednesday of the month, from 10-12 at the Elks Lodge. So, put it on your calendar, the 1st Wednesday of every month. Look for us at the front entrance of the Elks Lodge, 11551 Trask Ave. Garden Grove (corner of Trask and Newhope) from 10-12. This is a perfect opportunity to pick up and drop off anything for philanthropy.

There is always a need for quilters. Quilts that need quilting are usually lap size or smaller. For those that want to practice and experiment with quilting this is the place to do that. Just simple quilting is all that is needed. Thanks for any help to get these quilt tops completed.

There are also quilts that need binding, pillowcase kits, Trip Around the World blocks that need to be put together.

Due to the virus, storage limits, no Ways and Means or Fabric and Trims and the fact we have not been able to meet for sew day, please limit your donations of fabric to a minimum of 1 yard cuts. We always need children friendly 1 yard cuts of fabric for pillowcase kits.

We are still collecting the Hobbs barcode number in order to get a discount when purchasing the batting for philanthropy. These can also be dropped off at the Drive through.

Thanks to everyone for continuing to support philanthropy with your generosity and talent. We wouldn't be able to continue to donate without your help.

Sherry Lincoln



The Elk's Lodge is located at 11551 Trask Ave., Garden Grove (corner of Trask and Newhope).

FEBRUARY 2021 Birthdays




February Birthday's

Pam Osorio –Membership

Justine Gentile	Feb 1
Julie Ann Hampel	Feb 1
Janet Anderson	Feb 2
Elaine Cole	Feb 3
Susan Derring	Feb 5
Shirley Ellsworth	Feb 5
Gayle Wayne	Feb 10
Linda Webre	Feb 10
Nancy Zimmerman	Feb 13
Betty Hart	Feb 14
Karmen Lopez	Feb 17
Lisa Matthews	Feb 21
Penny Martin	Feb 22
Chris Schlager	Feb 23
Alice Yonago	Feb 25


Newsletter brought to you by OGQG Newsletter Editor,
Kathy Harvey





Pebble Gilb & Lisa Wiltse, Owners

714-639-3245
628 E. Katella Ave., Orange, CA 92867
www.orangequiltbee.com
email: oqbshop@orangequiltbee.com
Hours: Mon-Thur: 10-8, Fri-Sat: 10-5, Sun: 12-4



Top Quality Fabrics
Classes & Large Classroom
Books, Patterns & Notions
Long Arm Quilting Services
Retreats & Philanthropy
Events

Cecilia Quilts
714-401-3563



Longarm Quilting, Computerized & Freehand

To view my work, please
visit...
ceciliaquilts.com

Cecilia Hosford
6101 Orlando Dr.
Huntington Beach, Ca 92647



QUILTS ON THE WALL
Textile Artists

QUILTS ON THE WALL
Textile Artists

www.quiltsonthewall.com

CREATE
P. O. BOX 2065,
SEAL BEACH CA 90740

QUILTS ON THE WALL
Textile Artists

Meetings
Unitarian Universalist Church
2845 Mesa Verde Drive East
Costa Mesa CA 92626

10:00 a.m. to 1:00 p.m.
2020: Jan 11; Mar 14; May 9;
July 11; Sept 12; Nov 14
2021: Jan 9; Mar 13; May 8;
July 10; Sept 11; Nov 13

webmanager@quiltsonthewall.com

Mel's Sewing & Fabric Center
Sales & Repair

Guild members receive a 10% discount!
www.melssewing.com

Family Owned Since 1956

ANAHEIM
1189 N. Euclid St 92801
714.774.3460

TUSTIN
600 E. First St 92780
714.669.0583

BERNINA
made to create

baby lock
FOR THE LOVE OF SEWING



The **ORANGE GROVE QUILTERS GUILD** is a tax exempt group whose purpose is to educate, encourage and maintain high standards of design, technique, quilting and fiber arts and to inspire achievements in areas of creativity, quilting and fiber arts.

MEMBERSHIP is currently open. Annual Dues are \$25.00 per year beginning in January and ending in December. Guest donation is \$5.00 per meeting.

MEETINGS: The regular meeting is at 9:30am on the 2nd Wednesday of the month. (Doors open at 8:30a.m.) December's meeting is on the 1st Wednesday. No meeting is held in July. Meetings are held at Garden Grove Elks Lodge located at 11551 Trask Avenue, Garden Grove, California.

Due to COVID-19 there are no planned in person meetings at this time.

President	Christi Kolisnyk
1 st Vice President	Britta Laski
2 nd Vice President	Ann Leibovitz
Secretary	Marilyn Pond
Treasurer	Sandy Bloore
Standing Committees:	
Past President	Marie Blash
Parliamentarian	Carol Logue
Historian	Lynette Ashton
Membership	Pam Osorio/Jan Horton
Philanthropy	Fran Bodle/Sherry Lincoln
SCCQG Rep	Debi Hanna
Ways & Means	Justine Gentile, Carole Logue
Workshops	Pat Barton
Webmaster	Bonnie Lippincott