

DisPATCHER

Volume 39 #8 **Next Meeting:**

August 2021

Lecture– Zoom Webinar –August 11
Zoom Workshop –August 11 & 12



Since we can't meet right now, be sure to watch your email! We have some fun and exciting news that will be in our email. Although we cannot meet right now, we can stay connected, busy and still keep our distance.

Another way to stay connected is on our Facebook Page.

<https://www.facebook.com/groups/ogqgmembers/>

A word from Our President

Hello

Here we are midsummer, and we are getting out more and more. I have still been very cautious with my outings, but it is great to be able to meet with some friends and make new memories. My daughter recently came down to visit with her husband and my grandson. You Grandmas told me how wonderful it is, no one said how exhausting it is. Ha Ha I loved every minute! To show how active he was and me to keep up, my Fitbit steps doubled that week. I can hardly wait for the next visit.

The guild is doing very well. I am happy to report that we are up to 244 members this month. That is a reduction since pre-covid, however I think many will return when we go back "Live at The Elks".

The budget is strong, and we are still very secure. We do use about \$1,000 a month now, and it will go up a bit more as we need to start paying the Elks for the parking lot privileges. With that being said, we will remain in good standing.

Our first Mystery Quilt from Robin Gallagher just ended. If you haven't seen them yet, keep checking on Facebook as they are starting to post the finished tops. Amazing, it looks like a lot of work, and yet when breaking it down to weekly tasks, they have a quilt to really be proud of.

Our Round Robin is finishing up on Row #2 and soon to be #3. It will be fun to see the results, hopefully we can arrange that for our December meeting.

Our next fun LIVE event will be a "Picnic in the Park". See the flyer below for all the details. I hope to see many of you there.

We are so fortunate to have so much still going on within our group. Watching and hearing what some of you have accomplished is absolutely awe inspiring.

Keep sewing and sharing, you make a difference!

Christi Kolisnyk

Sunshine & Shadows

Sunshine: None to report

Shadows: Barbara Mead is recovering from a cancer operation. Please add her to your prayers and think healing thoughts for her.

If you know of any guild member with a Sunshine or Shadow, please inform Christi Kolisnyk or Britta Laski.



Orange Grove Quilters Guild

Picnic in the Park

August 25, 2021

10am-12:30

Mile Square Park

(see maps below)-enter from Brookhurst at Heil

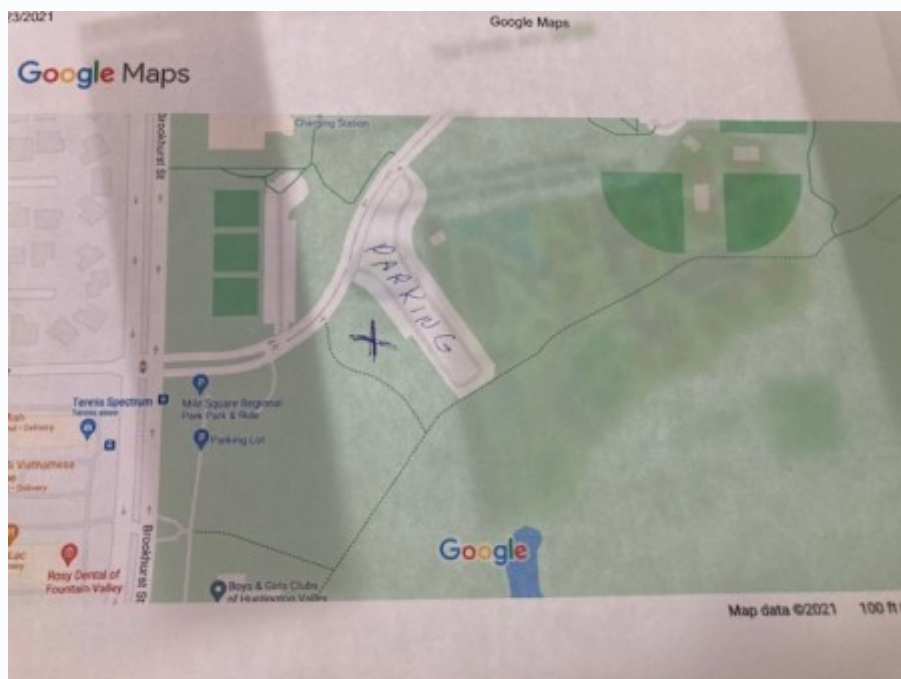
Bring your own:

Chair, blanket, lunch

(there will not be any tables available)

The Board members will provide
individually wrapped snacks.

Come to relax and socialize,
there is no other program other
than that.





& SEW and SHARE

Wow! OGQG Members wow we are on the flip side of 2021 and all getting out and about. Don't forget to share your progress, completions and inspirations on Instagram (IG).

Our Instagram account is [Orange_Grove_Quilters_Guild](#) to see what other members are designing, working on and completing. Additionally use a hashtag ([#OGQGShare](#)) to create great visibility for the guild, and help you reach other members or potential future members with your wonderful quilt creations. Using the hashtag enables us to connect with other members and other members can connect with each other.

Martha Sterbens





Robin Gallagher
Special Events



It's time to start thinking about our next Facebook Mystery Quilt. We will begin on August 13th with a repeat of the fabric requirements and some initial cutting instructions and officially start the mystery on August 20th.

The mystery quilt will finish at about 50" by 60", but you can easily make it bigger but of course you would need some additional fabric. The mystery writer used a cat fabric as their focal fabric so when she refers to the cat fabric just substitute whatever you chose for your focus fabric. Also, she uses a light (background), caramel, light blue, dark blue, brown 1 and brown 2. These colors are all pulled from her focus fabric.

(Robin's Note* when I look at the finished quilt I honestly have trouble seeing any difference in her 2 different browns. They are so similar that I really think you could use just one for both, but that's just me.)

So now it's time to dig through you stash or head to the fabric store.

Fabric Requirements

I used Cat's Meow fabric to make my sample. You are welcome to use your own fabrics, of course! I suggest you go through and cross off my color names and write in yours – or just make yourself a cheat sheet to keep from becoming confused. To give you an idea of how the colors work together, here is what I used:

- Light: 3/4 yard
- Cats: 2/3 yard
- Caramel: 1/2 yard
- Light blue: 1/4 yard (not a FQ)
- Dark blue: 1/4 yard (not a FQ)
- Brown one: 1/4 yard (not a FQ)
- Brown two: 1 yard



Robin Gallagher

Special Events –Page 2



Here are the notions you might like to have to work on this quilt. None of them are REQUIRED. Don't go out and buy them unless you are sure you will use them in other projects.

- A June Tailor Shape Cut Ruler to cut strips and squares.
 - A 3 1/2" square ruler (I like the QIAD Fussy cut set) and a mat that rotates for squaring up blocks.
 - A walking foot is always handy for sewing on long borders and straight stitch machine quilting.
 - There are some HSTs (Half Square Triangles) in this mystery! I will be giving you the traditional method for making them, but feel free to substitute a different method if you prefer it.
- The Quick Quarter Ruler is a big help with making HSTs the traditional way.

Help wanted for the OGQG Newsletter

Have you ever considered helping out with the guild but you don't know what you could do?

For 2021 we need a newsletter editor!

I know you're thinking, "I could never do that!" Oh, yes you can! All you need is a computer, a bit of courage, and be willing to learn and have fun. We will help you with the rest. We use the program Publisher, and if you don't have that, we can get you a copy.



How IS the newsletter written every month? You don't have to do the writing! It's written by the board members and sometimes members contribute as well. We also like to put photos in there too. We haven't had many photos this last year, no one was going anywhere!

We have a general format that you can start with. Once you are comfortable with that you can make it your own, sort of, or keep it the way it is. We have certain things that go in every newsletter, like the presidents report, philanthropy, ways and means, upcoming speakers, and various other topics. You don't have to write these. The chairpersons do that. They send it to you, the editor, and you place it in the publication. There is a bit of moving things around to make them fit, but it will be second nature before you know it.

We do have deadlines, aren't there always deadlines? Basically, you get the articles by email from each person before the deadline. You place them in the newsletter, add some pictures or "clip-art," (we have that, too.) Make sure the ads are all there, and Voila! It's ready to be sent out.

Sent Out? Yes, we use an online "mailing" company called Constant Connect. They make it relatively easy to get the newsletters out to all our members. They have the email addresses that we give them. With a bit of set up each month, you will get the newsletter ready to be emailed to all our members. Once that is done, you push a button and the newsletter is sent out. There is some maintenance of the email address, but it's easily learned.

So if you are looking to join the board, learn something new, and have a lot of fun. Let Christi Kolisnyk or Kathy Harvey know. We're all looking forward to meeting you!

WEBINARS & WORKSHOPS 2021



From Pat Barton, Workshop Chairman

Susan Wade – The Fish Class
@SusanWadeFabricCollage on Facebook

August 11&12, 2021



An Artistic Journey – Webinar August 11, 10 am
Free to All Guild Members

Always having loved color and texture, Susan has traveled an "artistic journey" her whole life. Her career in music and her family of six kept her busy until retirement when she embraced her life-long love of fabric, and learned to quilt in a class taught by Jan Chapman. From that point on, it was full-speed-ahead! As a student of Judy Bianchi while living in the Bay Area, she found her passion in fiber collage, and enjoys teaching and working in her home studio.

Watch for the Webinar link on Facebook and your email inbox on Monday, August 9.

The Fish Workshop
August 12, 9 am-3 pm
\$40 Enrollment Fee

If you loved to color, cut and paste as a little girl, you will love this class! Using a modified version of Susan Carlson's free-style fabric collage, we will create a wall hanging anywhere from elegant to whimsical in style...it IS all about you!
What a super-fun time we'll have creating fish of our own imagining. Susan will teach us her own special technique for fabric collage.

There are still spaces available for this great class. You can sign up by sending me an email, pat.barton@verizon.net. Then you can mail me a \$40 check made out to OGQG or call to give me your credit card info. There will be a \$2 convenience fee for credit card transactions.

WEBINARS & WORKSHOPS 2021



From Pat Barton, Workshop Chairman

Colleen Granger – Fantabulous!
September 8 & 9, 2021
Sewlittletimequilting.com

A Bodacious Trunk Show – Webinar Sept 8, 10 am
Free to All Guild Members



The Bodacious Trunk Show features quilts from Colleen's book and so much more!

Watch for the Webinar link on Facebook and your email inbox on Monday, Sept 6.

Fantabulous! Workshop
Sept 9, 9 am-3 pm
\$40 Enrollment Fee

Fantabulous! starts with a 10" square pack of 40 pieces. Combine those 40 pieces with 40 pieces of background fabric and let the games begin. Freezer paper templates are used to cut the fabric, no special rulers! Then mix and match to create a fabulous fan type quilt. There are several layouts to try or create your own!

To sign up for the workshop, first email me, pat.barton@verizon.net. Then you can mail me a check made out to OGQG for \$40 or give me a call with your credit card information. There will be a \$2 convenience fee added to credit card transactions.

School Supply Donations Needed



Our guild is collecting school supplies for the Marines and their children at Camp Pendleton. There are currently approximately 1100 marines on base and nearly 700 have children. With the upcoming school year hopefully returning to full time in- class instruction, any help with donations of school supplies or gift cards would be greatly appreciated. I will be at the Elks Lodge on Wednesday, August 4th from 10-12 noon at the philanthropy drive through. You can also do a porch drop off at my home or mail gift cards. My address is in the yearbook. Thanks so much for supporting the Marines!

BRITTA Laski, 1st VP

Round Robin



Ladies, just a reminder we will be meeting up on Aug 4th

At the Elks @ 10:00 am for our next exchange.

Look forward to seeing all of you.

Patty and Britta

PHILANTHROPY

PHILANTHROPY



Hope you will be able to come to our next Drive through on the first Wednesday in August. We will be set up again at the front entrance of the Elks Lodge, 11551 Trask Ave., Garden Grove (corner of Trask and Newhope) from 10-12.

You can also drop off school supplies for the Marine children.

The drive through will have pillowcase kits, quilt kits, quilts for binding and quilting, and the Philanthropy Quilt Challenge kits. Birthday Fat Quarters will be there for you to pick up. Hope to see you.

Sherry Lincoln/Fran Bodle



Not Forgotten...



I'm sure you are wondering "Who is this little girl"? Well, her name is Olivia O'Hara and she is Bea Vieira's great granddaughter. Olivia is sitting on a quilt Bea made for her and was absolutely adored by Bea. This photo was taken at the Celebration of Life that Bea's family held for her on July 10. It was a lovely affair with over 200 hundred of Bea's quilts on display as well as many photographs of Bea from her youth through to her 90th birthday. Also on display was a beautiful painting done by Bea

and a framed hooked rug she had made. Bea was a very talented lady! A number of her quilting friends were there as well as her family and long time friends.

Beatrice Martins was born and raised in Los Angeles where she met and married the love of her life, Oscar Vieira. They had two children, Laurie and Jeff. During that time they lived in Inglewood. In 1973 they moved to Huntington Beach, where they remained for the rest of their lives. Bea was so very proud of her children and four grandchildren, - Casey, Kaitlyn, Nicole and Victoria. And, of course, Casey's little girl Olivia.

In addition to being very active in Orange Grove Quilters Guild, Bea belonged to Orange County Quilt Guild for many years as well as other needlework groups. She was a member of several friendship groups – Cottonpatchers, Friends That Bind, Needlepushers, the Tuesday group at the Fountain Valley Senior Center and attended many quilt retreats over the years.

She is missed by a plethora of friends as well as a loving family. Rest well my friend and give Oscar an extra hug from me.

Marie Blash




August 2021 Birthdays

Happy August Birthdays!!!

Anna Carlson	Aug 1
Kathy Stolzenburg	Aug 2
Sandy Carreon	Aug 3
Judith Stamper	Aug 3
Mary Jo Freeman	Aug 6
Lynette Ashton	Aug 8
Evita Purron Contreras	Aug 8
Ann Leibovitz	Aug 8
Judy Mattson	Aug 10
Camille Lang	Aug 12
Sharon Raustadt	Aug 13
Lois B. Gallagher	Aug 15
Nancy Fujioka	Aug 16
Suzy Hickey	Aug 16
Carol Logue	Aug 18
Susan MacVicar	Aug 20
Julie Ogawa	Aug 21
Joann Schaum	Aug 21
Christi Kollisnyk Von Heydenreich	Aug 23
Bonnie Lippincott	Aug 23
Judy Smith	Aug 26
Ginger Titterington	Aug 31



Pam Osorio –Membership



Newsletter brought to you by OGQG Newsletter Editor,
Kathy Harvey

Cecilia Quilts
714-401-3563



Longarm Quilting, Computerized & Freehand

To view my work, please
visit...
ceciliaquilts.com

Cecilia Hosford
6101 Orlando Dr.
Huntington Beach, Ca 92647



- Longarm Quilting Services
- Sewing Studio
- Classes & Events
- Fabric & Supplies

714.622.4551 | www.TheSewingEscape.com
like & follow us www.facebook.com/sewingescape
7713 Garden Grove Blvd. | Garden Grove, CA 92841

-Check web site for hours.



Patterns, Workshops and Lectures

714-530-2577

Cathy Van Bruggen
www.cathyvb.com

Email: patterns@cathyvb.com
PO Box 37, Garden Grove, CA 92842

QUILTS ON THE WALL

Textile Artists

www.quiltsonthewall.com

QUILTS ON THE WALL

Textile Artists

Meetings
Unitarian Universalist Church
2845 Mesa Verde Drive East
Costa Mesa CA 92626

10:00 a.m. to 1:00 p.m.

2020: Jan 11; Mar 14; May 9;
July 11; Sept 12; Nov 14

2021: Jan 9; Mar 13; May 8;
July 10; Sept 11; Nov 13

webmanager@quiltsonthewall.com



Mels Sewing & Fabric Center
Sales & Repair

Guild members receive a 10% discount!
www.melssewing.com

Family Owned Since 1956

ANAHEIM
1189 N. Euclid St 92801
714.774.3460

TUSTIN
600 E. First St 92780
714.669.0583

BERNINA
made to create



FOR THE LOVE OF SEWING



Pebble Gilb & Lisa Wiltse, Owners

714-639-3245
 628 E. Katella Ave., Orange, CA 92867
www.orangequiltbee.com
 email: oqbshop@orangequiltbee.com
 Hours: Mon-Thu: 10-8, Fri-Sat: 10-5, Sun: 12-4




**JANOME
NECCHI
elna
melco**

Handi Quilter
OFFICIAL RETAILER

- * Lowest Price Guarantee
- * Complimentary Service Plans
- * In House Service of **ALL** brands
- * Free Service Estimates
- * Same Day Service Available

www.PalsSewVac.com
(949)645-7257
2299 Harbor Blvd
Costa Mesa, CA 92626

**ASK ABOUT
QUILT GUILD DISCOUNT**



Top Quality Fabrics
 Classes & Large Classroom
 Books, Patterns & Notions
 Long Arm Quilting Services
 Retreats & Philanthropy
 Events




Moore's
 A 4th Generation
 Family Run Business

Moore's of Mission Viejo
 25350 Marguerite Parkway
 Mission Viejo, CA 92692
 (949) 580-2520

Moore's of Brea
 2315 E. Imperial Highway, Suite D
 Brea, CA 92821
 (714) 379-6830

Moore's of Huntington Beach
 15841 Goldenwest Street
 Huntington Beach, CA 92647
 (714) 899-3222

Moore's of Temecula
 26490 Yucca Road Suites F & G
 Temecula, CA 92591
 (951) 297-3796

Moore's of Corona
 591 N McKinley Street, Suite 100
 Corona, CA 92879
 (951) 730-5457

Our Story
 For over 68 years, the Moore family has provided the highest quality in sewing machines, vacuums and sewing furniture. At Moore's, we maintain the same small-town friendly atmosphere we established years ago - while offering the latest technology available in the industry.

Services
 Whether your sewing machine or vacuum needs a tune up or repair, our friendly and knowledgeable staff will be able to assist you.

Classes
 Moore's offers a variety of classes and events for sewers and crafters of all skill levels, as well as free get to know your machine classes.

Community
 Moore's has five retail stores conveniently located across Southern California.

www.mooresew.com
www.sewmoneyevents.com

The **ORANGE GROVE QUILTERS GUILD** is a tax exempt group whose purpose is to educate, encourage and maintain high standards of design, technique, quilting and fiber arts and to inspire achievements in areas of creativity, quilting and fiber arts.

MEMBERSHIP is currently open. Annual Dues are \$25.00 per year beginning in January and ending in December. Guest donation is \$5.00 per meeting.

MEETINGS: The regular meeting is at 9:30am on the 2nd Wednesday of the month. (Doors open at 8:30a.m.) December's meeting is on the 1st Wednesday. No meeting is held in July. Meetings are held at Garden Grove Elks Lodge located at 11551 Trask Avenue, Garden Grove, California.

Due to COVID-19 there are no planned in person meetings at this time.

President	Christi Kolisnyk
1 st Vice President	Britta Laski
2 nd Vice President	Ann Leibovitz
Secretary	Marilyn Pond
Treasurer	Sandy Bloore
Standing Committees:	
Past President	Marie Blash
Parliamentarian	Pam Boozan
Historian	Lynette Ashton
Membership	Pam Osorio/Jan Horton
Philanthropy	Fran Bodle/Sherry Lincoln
SCCQG Rep	
Ways & Means	Justine Gentile, Carole Logue
Workshops	Pat Barton
Webmaster	Bonnie Lippincott